



District Report Card: 2017


State: Uttarakhand	District: Tehri Garhwal
Class: 8	Subject: Language
Schools: 51	Students: 1021


Participation/Coverage


Students

<div>GENDER</div> <div></div>	Boys				Girls			
	Number		%		Number		%	
	502		49.17		519		50.83	

<div>AREA</div> <div></div>	Rural				Urban			
	Number		%		Number		%	
	974		95.40		47		4.60	

<div>CATEGORY</div> <div></div>	SC		ST		OBC		GEN	
	Number	%	Number	%	Number	%	Number	%
	249	24.39	0	0.00	145	14.20	627	61.41

<div>CWSN</div> <div></div>	LD	VI	HI	S&LD	ID	Oth
	0	1	1	0	1	1

<div>Management</div> <div></div>	Government			Government-aided		
	Number		%	Number		%
	883		86.48	138		13.52

Average Performance of Students in Language (%)

Overall	Gender		Area		Management		Social Group			
	Male	Female	Rural	Urban	Govt.	Aided	SC	ST	OBC	GEN
65.41	66.35	64.50	65.38	65.96	65.16	66.96	57.72	0.00	69.61	67.49

Performance on Learning Outcomes (LOs)

Learning Outcomes	Description	Average Performance(%)
L813	Read textual/non-textual materials with comprehension and identifies the details, characters, main idea and sequence of ideas and events while reading	65.41

Range of Performance of Students who Answered Correctly							
Below 30%		30% - 50%		50% - 75%		Above 75%	
Number	%	Number	%	Number	%	Number	%
83	8.13	160	15.67	425	41.63	353	34.57

Lowest Performing Learning Outcomes (LOs)

1 - Read textual/non-textual materials with comprehension and identifies the details, characters, main idea and sequence of ideas and events while reading (65.41)